

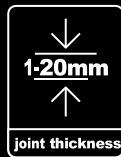


ProGrout Flexible



3kg & 10kg



Product Selection Guide

Key areas of use:

- ✓ General wall installations
- ✓ General floor installations
- ✓ Interior installations
- ✓ Exterior installations
- ✓ Wet rooms
- ✓ Domestic showers with tray
- ✓ Communal showers
- ✓ Swimming pools
- ✓ Electric matting underfloor heating
- ✓ Piped water underfloor heating
- ✓ Conservatories

Suitable tiles:

- ✓ Ceramic
- ✓ Porcelain
- ✓ Glass
- ✓ Mosaics
- ✓ Marble
- ✓ Travertine
- ✓ Granite
- ✓ Limestone
- ✓ Terracotta
- ✓ Quarry
- ✓ Slate
- ✓ Resin Backed
- ✓ Quartz
- ✓ Brick Slips



TECHNICAL DATASHEET

UltraTile ProGrout Flexible has been designed for areas where movement or vibration is likely. Polymer has been added to the formulation to increase flexibility and to provide a virtually impermeable set. UltraTile ProGrout Flexible is suitable for joint widths up to 20mm.

SURFACE PREPARATION

Ensure that the tile adhesive is completely set and that the tiles are firmly fixed. All joints should be free from excess adhesive, dust, grease or any other contaminants.

Note: When working with tiles that have a highly porous backing / biscuit i.e. ceramic, it is recommended to either seal or pre wet the joints prior to grout application to reduce absorption.

MIXING

UltraTile ProGrout Flexible should be added slowly to clean water in a suitable mixing vessel in the approximate by volume ratio as indicated on the side. Mix until a smooth consistency is achieved, leave to stand for 2 minutes then remix. Do not mix more than can be used in a 30-45 minutes period, do not rewet or add too much water. This will cause a weakening of the grout and a tendency to crumble. In certain cases this may also lead to discolouration in the form of efflorescence.

APPLICATION

The grout should be applied to the surface using a rubber backed trowel or squeegee. Work the mixed material thoroughly into the joints a small area at a time. Ensure that the joints are completely filled without voids before continuing. Excess grout should be removed as grouting proceeds. Any residue left on the face of the tile can be removed by wiping with a damp sponge when the grout has started to firm (approximately 15 minutes - when using a normal ceramic tile. On non-absorbent tiles such as porcelain, this may take up to an hour). Any dry film remaining once the job is complete can be polished off the face of the tiles with a soft dry cloth. Finishing when the grout is not firm to the touch, may lead to joints being emptied or potential colour variation.

USING THE SPACE

This product must be allowed to fully cure for two weeks before using the shower area.

CLEANING

Tools should be thoroughly cleaned with water to remove excess material immediately after use and before the grout sets.

TECHNICAL DATA	
Unit Size:	10kg & 3kg Bags
Colours:	Brilliant White, Vintage White, Ivory, Almond, Jasmine, Limestone, Taupe, Mocha, Silver Grey, Mid-Grey, Grey, Dark Grey, Charcoal and Black
Classification:	EN13888 CG2 WA
Application Thickness:	1mm – 20mm
Initial Drying Time*:	10-15 Minutes
Pot Life*:	30-60 Minutes
Light Foot Traffic*:	3-4 Hours
Hard Set Time*:	12 Hours
Application Temperatures:	5°C to 25°C

*Depending on temperatures, substrate and site conditions.

POINTS OF NOTE

The curing period for cement based tile adhesives will be affected by extremes in temperature. High temperature site conditions will increase the speed of cure therefore reducing the pot life and set times. Low temperatures will reduce the speed of cure extending the pot life and set times. It is therefore good practice to consider site conditions and storage of materials as essential factors in planning tiling installations.

All UltraTile grouts are manufactured to meet the performance requirements of BS EN 13888 and the relevant classifications.

Please note that this product uses natural aggregates and other materials that may marginally vary in colour. This does not affect the consistency or characteristics of the product.

Certain tiles may suffer discolouration or scratching when using grouts. We would recommend that a test application be carried out prior to grouting. Our grouts go through stringent checks to ensure quality and colour, however due to the use of raw materials we suggest a trial area to ensure colour is consistent and as expected.

STORAGE

This product must be stored in unopened bags, clear of the ground in dry conditions. Avoid frost. Ideal storage temperatures are between 5°C and 25°C.

SHELF LIFE

Under the above storage conditions this product has a shelf life of 12 months.

HEALTH & SAFETY

Please ensure that appropriate PPE is used when preparing, mixing and applying products. Always wash hands before consuming food and make sure that materials are kept safely out of reach of children and animals. Please dispose of packaging and waste appropriately. A full Material Safety Data Sheet relating to this product is available from ultratileadhesives.co.uk.

QUALITY ASSURANCE

All products are manufactured in a plant whose quality management system is certified / registered as being in conformity with BS EN ISO 9001, ISO 14001 and ISO 45001. UltraTile products are guaranteed against defective materials and manufacture and will be replaced or money refunded if the goods do not comply with our promotional literature. We cannot however accept responsibility arising from the application or use of our products because we have no direct or continuous control over where and how our products are used. All UltraTile products are sold subject to our terms and conditions of sales, copies of which may be obtained upon request.

Colour	Water/kg	Per 10kg bag	Parts by volume Powder/Water
Brilliant White	350ml	3.50 litres	2.75/1
Vintage White	350ml	3.50 litres	2.75/1
Ivory	350ml	3.50 litres	2.75/1
Almond	290ml	2.90 litres	3.25/1
Jasmine	290ml	2.90 litres	3.25/1
Limestone	250ml	2.50 litres	3.5/1
Taupe	250ml	2.50 litres	3.5/1
Mocha	250ml	2.50 litres	3.5/1
Silver Grey	300ml	3.00 litres	3.25/1
Mid-Grey	300ml	3.00 litres	3.25/1
Grey	250ml	2.50 litres	3.5/1
Dark Grey	250ml	2.50 litres	3.5/1
Charcoal	250ml	2.50 litres	3.5/1
Black	250ml	2.50 litres	3.5/1

Instarmac Group plc
 Danny Morson Way, Birch Coppice Business Park
 Dordon, Tamworth, Staffordshire B78 1SE
 t: +44 (0)1827 254400
 e: enquiries@instarmac.co.uk orders: orders@instarmac.co.uk

w: instarmac.co.uk

Vers 06.05.2024 Information correct at time of print. Uncontrolled if printed. For the most up-to-date version of this datasheet, please refer to this product's profile on our website which can be found at www.ultratileadhesives.co.uk

